

GENERAL OUTDOOR INFORMATION  
CARE AND QUALITY

  
bullfrog®

[www.bullfrog-design.com](http://www.bullfrog-design.com)

Congratulations to your new outdoor favourite place.

We would like to assure that you will enjoy your Bullfrog furniture for a long time. This small brochure provides helpful information for the care and use of the furniture. For more information visit [www.bullfrog-design.com](http://www.bullfrog-design.com). You can find suitable care products for textiles and leather under [www.bullfrog-care.de](http://www.bullfrog-care.de).



Each item is a unique piece production and handmade. An individual composition of each customer. We work with exclusive materials - e.g. natural fabrics, natural leathers and local woods that underline the individual character of the product. These materials are processed with a great deal of craftsmanship and expertise. From start to finish. Every detail.

Keep all documents relating to the purchase of your furniture carefully, even beyond the legal warranty period of 2 years. You will find all important information in your product folder and also on our website. [www.bullfrog-design.com](http://www.bullfrog-design.com)

## **OUTDOOR FURNITURE**

Our outdoor furniture is built, designed and made for outdoors. Nevertheless, outdoor furniture can also suffer damage (such as mould or water edges) under the various weather influences such as sun, wind, fog, rain, hail, frost, ice and snow. Every material is influenced by the weather, even positively. For example wood - natural weathering creates a characteristic grey patina on the surface over time.

If treated incorrectly, such as constantly exposed to moisture, even outdoor materials can form mould. Textile materials must be allowed to dry.

Protection against rain, hail, etc. is provided by the protective covers. They also must be removed regularly for drying, as condensation cannot be avoided due to temperature differences. Please read page 20-21.

The best protection in winter is a dry place, such as a garden shed or other dry areas where the furniture is protected. However, before storing it in a dry place, you should allow the furniture to dry through, clean it thoroughly and, if necessary, maintain it according to the material, so that you can use it next spring without any further care.

### **THE MOST IMPORTANT TIPS AT A GLANCE:**

- Our furniture may and can get wet without any problems. Textile materials, however, must have the opportunity to dry.
- Do not leave wet parts on top of each other for a long time. This can lead to mildew stains or mold. Loose parts like cushions should be allowed to dry all around.
- Air our outdoor protective covers regularly.

## GENERAL CARE INSTRUCTIONS

### *Casual upholstery with folds:*

Our sofas are made with a particular intended casual upholstery. It is a softer way of upholstery than the conventional tight upholstery. It ensures a cosy and soft sitting comfort. Folds on seat, back and armrests is not a quality defect, it is the intended look and feel. Loose seat and back cushions must be well shaken up before using them the first time and then regularly after use. Please also remove them when they got wet so that they can dry all around. To smoothen the surfaces after use the seat and back cushions should be smoothed, knocked and shaken. In case of fixed upholstered mats, the care is particularly important.

**Basics:** Cover materials like leather, fabric or micro fibre extend under high pressure. With increasing use, the cover of your sofa can get folds. These are typical characteristics and they are no reason for complaints. All of our furniture feet, which differ from model to model, are equipped with standard protection. Please check if this protection is suitable for your floor. If you are not sure, you should contact a specialized trade in order to avoid damages.

**General care:** To keep the upholstery free of dust and fluffs we advise to hover it with the upholstery nozzle on lowest level once a month. We recommend the Bullfrog textile cleaner for cleaning our textile covers. Our leather is also best cleaned and maintained with Bullfrog products. You can find exact instructions, as well as the corresponding products and source of supply, at [www.bullfrog-care.de](http://www.bullfrog-care.de).

The use of the furniture can lead to visual changes after a short time. This is a completely normal process that all upholstered furniture go through. Lifetime or use are not affected.

**Service:** Further information is available from your specialist dealer or under [www.bullfrog-design.com](http://www.bullfrog-design.com)

# OUTDOOR



# FABRIC



## GENERAL FABRIC INFO

**Bullfrog outdoor fabrics** are exceptional in pattern, colour, function, quality and demand. They give every piece of furniture its own character. They underline the style of its owner. Bullfrog creates a personal look for each product.

We offer different qualities of outdoor fabrics. In this selection, we offer waterproof fabrics, quick-drying water-repellent materials and easy-drying qualities. Our outdoor fabrics have a high light and colour fastness and are mould and bacteria resistant when treated correctly.

When working with upholstery fabrics, slight colour variations in the fabric, slight optical or haptic differences in the materials used, are common and are part of the character of an upholstered piece of furniture. In use, the pile changes, seat mirrors can appear and traces of use are the rule.

**Characteristics of upholstery fabrics:** Our upholstery fabrics are subject to specified tests that provide information about quality and material. These include, among others:

**Light fastness:** Light fastness refers to the resistance of a cover to the effects of light (especially sunshine, daylight, halogen lighting). Discolouration of the material under the influence of light cannot be prevented in upholstery fabrics. Fabrics and upholstery materials can show colour deviations in the areas exposed to light after only a few weeks if the light is too strong. This has no effect on use or durability.

**Pilling:** Upholstery fabrics can become rough on the surface during use and form small pills. These are caused by friction because loose fibres of the cover or clothing swirl on the surface.

The finer and higher the quality of the yarn, the more prone it is to pilling. They can usually be removed quite easily with a special pilling shaver.

**Rub resistance:** Rub resistance describes the resistance of a sofa fabric to abrasion. The abrasion resistance plays a very important role in the durability of a fabric. The higher the number, the more abrasion resistant is the fabric. This information can be found for each fabric on the back of the fabric sample in the collection cart. Every Bullfrog dealer is provided with our bullfrog fabric collection or collection cart.

All fabrics and leathers in the bullfrog collection have both a name and a number. This is used, among other things, to obtain further information on care and handling in the Service section of [www.bullfrog-design.de](http://www.bullfrog-design.de). To protect upholstery fabrics, the following points should be observed:

- Some clothing fabrics such as jeans are not colourfast and may rub off.
- Pointed objects such as jewellery, zips or rivets on trousers can snag and pull threads. Velcro fasteners or animal claws can also cause looping.

**Our outdoor leather** is a naturally waxed leather. When wet, it can cause ripples, these smooth out again as soon as the furniture dries. The lightfastness is unfortunately not very pronounced, it fades increasingly and gets a beautiful color patina.

**We cannot accept liability for upholstery fabrics that are not from the Bullfrog collection.**

**Option outdoor inner cover:** an additional protection against moisture is provided by a waterproof and breathable softshell fabric. This innercover is an additional layer between cover and upholstery. Among its typical characteristics is a noise that is expressed, for example, in a crackling sound. The inner cover also changes the seating comfort, which is usually somewhat firmer. The inner cover can be selected against surcharge for each outdoor model.

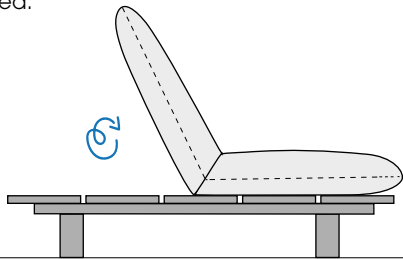
For more information please visit [www.bullfrog-design.com](http://www.bullfrog-design.com)

**BULLFROG PROTECTIVE COVERS:**

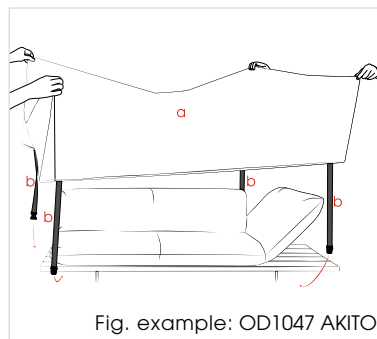
Bullfrog recommends using the specific protective cover that is offered for each outdoor model. It is the best way to protect your furniture from dirt and moisture.

The protective covers are made of a waterproof outdoor fabric and are equipped with fastening straps. Before the respective protective cover is pulled over the matching furniture, all loose parts such as cushions must be removed and stored separately.

**Attention!** The protective covers are an ideal protection against moisture and dirt. Please note that due to differences in temperature moistness may occur under the protective cover. It occurs a natural condensation. To avoid mould stains and mould formation, the covers must be removed regularly for ventilation and drying of furniture. During storage of protective covers, the covers should not be stored damp over a longer period. Please always allow the fabric to dry before storage. To ensure ventilation, the protective covers are designed so that they do not reach the floor. For furniture with movable backs, make sure that they are minimally folded up for storage. This prevents mildew stains and the covers can still be used if desired.



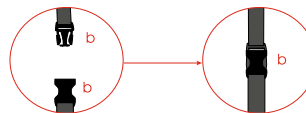
For more information please visit [www.bullfrog-design.com](http://www.bullfrog-design.com)

**USING THE OF PROTECTIVE COVERS:**

1. Place the protective cover (a) from above onto the furniture.

2. Pull the protective cover and smoothen it until it covers the whole furniture.

3. Connect the straps with the closing clips (b) underneath the furniture.







OUTDOOR  
WOOD

## GENERAL INFORMATION ABOUT WOOD

**Solid wood:** Bullfrog wood comes from sustainable forestry and short distances in procurement have top priority. Solid wood is a real natural product. Unique in structure and colour. Colour or structure variations from the samples shown are standard and have to be accepted. Bullfrog wood has knots, adnations or fine cracks. Natural wood turns grey. It moves and shows signs of use. For some of our woods, knotholes and cracks are puttied. Colour deviations are also the rule here, depending on the surface treatment. All these variations are no reason for complaint. Our wood is offered lacquered, oiled and untreated.

### Useful care instructions:

**Untreated wood:** For daily care and light soiling, the wood surface can be wiped with a dry or damp cloth. Please note that there is always a slight abrasion of the wood fibres on untreated wood. In the case of dark woods, this abrasion can certainly be seen on a light-coloured cloth. This is not a reason for complaint. Particularly with smoked oak, it is important to ensure that the wood is not wiped

wet, as this moisture causes salts, which are deposited in the wood as a result of the smoking process, to bloom and become visible as white stains. These stains can only be removed by sanding. All untreated woods that show coarse soiling or rough spots can be treated with a common fine sanding pad (min. 180 grain) if necessary. Untreated woods have a unique character due to their naturalness. Through daily use, a desired patina develops over time.

**Oiled wood:** For daily care and light soiling, the wood surface can be wiped with a dry or damp cloth. Heavily used areas can be refreshed with a suitable commercially available wood oil. Please note that the oil must dry completely before upholstery parts can be laid on again. Please follow the manufacturer's instructions.

We recommend the maintenance oils from Remmers, these can be ordered directly from Remmers or are available from specialist dealers.

In general, we recommend refreshing once a year. The oil treatment slows down the graying of the wood. **Attention!** Please note that the color of the wood may change slightly due to treatment with the maintenance oil.

**Lacquered wood:** For daily care and light soiling, the wood surface can be wiped with a dry or damp cloth. Regarding disassembly for plateaus, see product specific assembly instructions.

**Color deviations:** Dark woods, such as thermo-ash, change colour (lighten) very quickly due to exposure to sunlight. Covered areas (e.g. upholstery, table runners, vases) remain dark.

#### Examples wooden table & plateau:



For more information please visit [www.bullfrog-design.com](http://www.bullfrog-design.com)





Further useful tips for maintenance care:

### **1. Maintenance of threads & screw connections**

We recommend maintaining threads and screwed connections at least once a year with a commercially available lubricating grease so that they remain functional and no rust film can form.

### **2. Handling batteries**

In general, you should charge the battery every 3 months. Especially before the beginning of the cold season, the battery should be fully charged.

### **3. Care of oiled concrete surfaces**

For daily care and light soiling, the concrete surface can be wiped with a damp cloth. For further care, we recommend re-oiling the tabletop with stone oil. Please follow the manufacturer's instructions. We recommend the stone and terracotta oil from Osmo.

Example: OD2204 Mamamia,  
concrete surface



Example: OD0821 Rockfrog, threads

